

# GVMS User Webinar

---

- Getting a Government Gateway Account
- Obtaining a GB EORI and Registering for GVMS
- How to create a GMR
- How to use the “Check if you need an Inspection Service



# Welcome

- Thank you for joining today's webinar where we will walk through how you use the Goods Vehicle Movement Service registration and Goods Movement Reference (GMR) creation
- This webinar will focus on the “how” for GVMS and demonstrate:
  - How to register for a Government Gateway Account
  - How to obtain a GB EORI
  - How to Register for GVMS
  - How to complete a GMR
  - How to check if an inspection is required
- We will also pause briefly to conduct a survey around some of the screens you have seen today – we would really appreciate your participation and feedback
- This is a Microsoft Teams Live Event where all except the speakers are muted to enable the event to flow – if you have any questions please use the chat function and we will provide answers to these after the call



# Agenda

Nº	Subject	What will this cover?	Presenter
01	Welcome	Scene setting for the day	Ged Webley
02	What is GVMS/scope of GVMS/GVMS pre-requisites	What is GVMS/Haulier definitions and pre-requisites	Paul Earnshaw
03	Getting a Government Gateway Account	1) Government Gateway Credentials	Stuart Murray
04	Getting a GB EORI/Register for GVMS and adding Team members to a Government Gateway Account	Get a GB EORI Long/short GVMS registration journeys Adding members to Government Gateway Account	Richard Melbourne and Stuart Murray
05	Import journey and creating a GMR	An Import Journey and what should be entered in GMR	Paul Earnshaw
06	How to get and Create a Goods Movement Reference (GMR)	How to create a GMR, add customs declarations to it, identify errors and finalise the GMR	Guy Robinson
07	How to access and use the "Check if you need an Inspection Service	How to check the held/cleared status of goods using the link contained in a GMR	Guy Robinson
08	And finally!	Survey, final thoughts and close	Ged Webley



# What is GVMS?

On 31/12/20 at 23.00 (Midnight Central European Time) the UK Government introduced a new IT platform called the Goods Vehicle Movement Service (GVMS) to support the Pre-Lodgement model for both imports and exports and to facilitate Transit movements.

The **pre-lodgement model** (developed as an alternative for where border locations may not have the space and infrastructure to operate temporary storage regimes) ensures that all declarations are pre-lodged before they board - this will maintain flow, especially at high volume RoRo locations

GVMS allow us to:

- Enable declaration references to be linked together so that the person moving the goods (e.g. a driver) only has to present one single reference (Goods Movement Reference or GMR) at the frontier
- Allow the linking of the movement of the goods to declarations, enabling the automatic arrival/departure of goods within HMRC systems.
- Automate the Office of Transit function, marking the entry of goods into NI or GB
- Allow notification of the risking outcome of declarations (held or cleared) in HMRC systems to be sent to the person in control of the goods by the time they physically arrive in NI or GB



HM Revenue  
& Customs

# GVMS and why it is important to me?

GVMS is currently used for movements between Great Britain and NI (in both directions) and for Common Transit Convention Movements between EU and GB.

From 1 January 2022, full customs controls will apply to all goods moving between the EU and Great Britain. The GVMS system has been designed to enable fast and efficient movement of goods and will be used by most UK ports.

From 1 January, if you're not registered and attempt to move goods through a GVMS port, you won't be able to:

- Board the ferry or shuttle,
- Cross the EU/UK border, and
- Clear your goods through customs.

To find out which UK ports use GVMS, go to [List of ports using the Goods Vehicle Movement Service - GOV.UK \(www.gov.uk\)](https://www.gov.uk/government/publications/gvms-ports)



HM Revenue  
& Customs

# Haulier Definitions and who should register

Any Hauliers that move goods through ports that have adopted GVMS, whether based in the UK or Non-UK will need to register for GVMS. Hauliers may fall under one of the following definitions:

- An independent driver that transports goods and does their own customs paperwork
- A company that sub-contracts to pick up goods on behalf of another business
- A logistics business, hired to transport goods and complete customs processes on behalf of another business
- A large retail business, that transports and declares your own goods

We urge you to register for the service as soon as possible even if you don't use it yet – don't leave it until December



# GVMS Pre-requisites

In order to use GVMS, Hauliers who will register for GVMS and create a Goods Movement Reference Number will need the following in place:

- **A Government Gateway Account (this can be a new account or an existing account, however this must be the account used to create the GB EORI)**
- **A GB EORI**
- **Access to GVMS**

As mentioned at the beginning of today's session will be running through the "how" and we will be covering how you can obtain all of the above now





# Getting a Government Gateway Account

---

Presenter - Stuart Murray

---

20 October 2021





# Getting a GB EORI Registration Journeys for GVMS Adding additional users to a Government Gateway Account

---

**Presenters - Richard Melbourne/Stuart  
Murray**

---

**20 October 2021**



HM Revenue  
& Customs

OFFICIAL-SENSITIVE



# An import journey (EU>GB) for GVMS References required to populate a GMR

Presenters – Paul Earnshaw

---

20 October 2021



HM Revenue  
& Customs

# GVMS Imports (EU>GB)



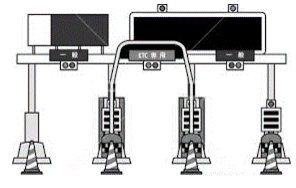
## Before Moving Goods

- Apply for and receive a GB EORI number.
- Haulier registers for GVMS
- Trader submits a full or simplified Customs/Transit declaration or completes an entry in own records if authorised to move goods under EIDR.
- Trader receives MRN or ERN(s)
- Trader provides MRN/ERNs or EORI (if moving goods under EIDR) to haulier
- From July 22 Haulier (accompanied goods) or carrier (unaccompanied goods) completes S+S declaration using existing software or customs agent.



## Before Arriving at EU place of Exit

- Haulier requests goods movement reference (GMR) from GVMS for all movement types.
- Goods loaded to vehicle/trailer and all customs references and EORI (EIDR only) added to GMR.
- GVMS will validate that Traders EORI is linked to valid authorisation to allow them to move goods under EIDR process
- MRN/ERN can NOT be linked to multiple GMRs
- VRN/TRN/CRN input into GMR along with departure and destination port



## Upon Arrival at EU place of Exit

- Carrier captures GMR at check in and sends to GVMS to validate
- Valid GMRs are approved to board
- Any Invalid GMRs and those with incorrect details must be turned away from the Port
- Carrier records GMRs for vehicles that have boarded



## Leaves EU and makes crossing

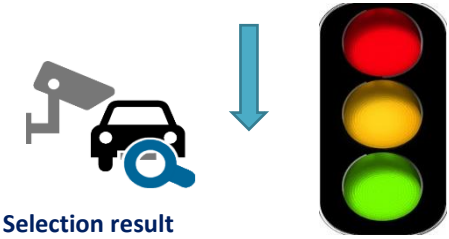
- Carrier sends GMRs to GVMS upon embarkation
- GVMS receives GMRs and disaggregates ERN/MRN to HMRC systems to initiate arrival and OoT
- HMRC systems risks ERN/MRNs and sends updates back to GVMS



## Trailer Disembarks

Person in control of the movement of the goods acts on selection result;

1. Goods have been matched to entries that requires no further checks, the entries has been cleared and vehicle/trailer is free to proceed.
2. An entry(s) attached to this vehicle has not been Customs Cleared and the vehicle/trailer must proceed to the designated HMG facility



## Selection result

1. GVMS identifies GMRs where no failures have occurred or checks have been identified.
2. GVMS identifies GMRs where checks are needed and communicates a hold message



Goods Cleared



HMG facility

- Risking will be completed and HMRC system updated by Gov official

OFFICIAL-SENSITIVE

NOT GOVERNMENT POLICY

# GVMS scope (Movements between EU and GB from 01 Jan 22)

A GMR will be required for all goods moving through GB ports that have adopted GVMS. A GMR should contain the following types of detail for the following movements for Imports/Exports from EU to GB/GB EU:

Imports EU>GB
<b>Imports declared into CHIEF or CDS</b> (Entry Reference Number for CHIEF (ERN) or Movement Reference Number (MRN) entered into GMR)
<b>Entry in declarants records (EIDR) where Trader declares into their own records</b> (Trader EORI entered in GMR)
<b>ATA or TiR Carnet movements</b> (Carnet reference numbers entered into GMR)
<b>CTC Common Transit convention movements</b> (Transit Accompanying Document (TAD) MRN entered into GMR)

Exports GB>EU
<b>Exports declared into CHIEF or CDS</b> (Declaration Unique Consignment Reference (DUCR))
<b>ATA or TiR Carnet movements</b> (Carnet reference numbers entered into GMR)
<b>CTC Common Transit convention movements</b> (Transit Accompanying Document (TAD) MRN entered into GMR (in some instances))

Also certain goods can be declared orally or by conduct at the border. If you need to make an oral or declaration by conduct then you will need to complete a GMR too. Please refer to the guidance: [goods that can be declared orally or by conduct](#)



HM Revenue  
& Customs



---

# Create A GMR

---

**Presenter – Guy Robinson**

---

**20 October 2021**



HM Revenue  
& Customs

OFFICIAL-SENSITIVE

# Reporting for an Inspection

It is the responsibility of hauliers to ensure that drivers are made aware of the need to stop for any checks required by HMG.

Hauliers must ensure there is a clear line of sight between themselves and drivers and processes/procedures are in place to ensure held/cleared messages are passed on.

However, it is possible for drivers to access the status of the goods themselves via the “check if you need to report for an inspection” service. This will enable drivers to check the status of a goods movement in real time by using Goods Movement Reference (GMR) being used to move the goods.

Drivers/Hauliers will be able to access a link via gov.uk to determine if their GMR requires an inspection or not.

It can be checked by any party with the link or URL in the GMR – so you don’t need prior access to Government Gateway accounts – just a device with internet access such as a smartphone

<https://www.tax.service.gov.uk/driver-inspection-notification/start>

The service has been translated into the top 10 user languages





---

# Driver Messaging Service

---

Presenter – Guy Robinson

---

20 October 2021



---

# Feedback Time

---

**Presenter – Ged Webley**

---

**20 October 2021**





**And Finally!**

---

**Presenter Ged Webley**

---

**20 October 2021**



HM Revenue  
& Customs

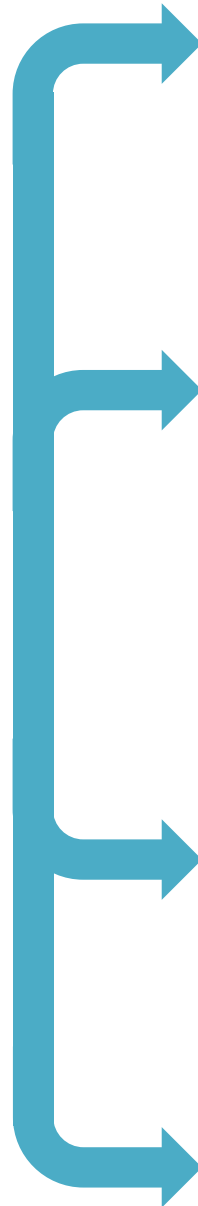
OFFICIAL-SENSITIVE



GVMS Availability and planned downtime is on Gov.uk



Driver can use link provided on GMR to check if you need to report for an inspection



### CIT Helpline

Telephone: 0300 322 9434  
08:00 – 22:00 Monday to Friday  
08:00 - 16:00 Weekends



- General advice on GVMS
- Help moving goods at the border
- Problems registering for GVMS
- Error messages when creating GMRs

### Trader Support Service

Telephone: 0800 060 8888  
<https://www.gov.uk/guidance/trader-support-service>  
24x7



- NI Protocol advice, guidance training and support
- GVMS queries when TSS acted as intermediary

### Online Services Helpdesk

Telephone: 0300 200 3600  
8.00am to 4.00pm Monday to Friday



- Government Gateway credential loss or reset

### DeskPro

24x7 Links from .gov.uk pages  
Staffed Monday Friday 8am to 6pm



- Issues with .gov.uk webpages
- Issues with GVMS Web User Interface



**Thank you!**

---

---

**20 October 2021**



HM Revenue  
& Customs

OFFICIAL-SENSITIVE